





## Multistage Battery Charger



HT-C-15-12 ; HT-C-7-24

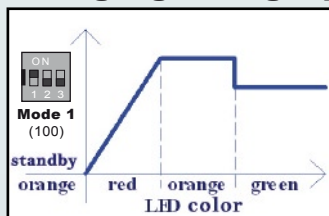


1. PFC function.
2. Sleeping mode function.
3. Wide input voltage range operation.
4. Battery Temperature sensor function.
5. Tri-LED color indicator for different charge stage.
6. Adjustable switch for different lead-acid battery types.
7. Prevent the battery overcharging, and extend the battery life.

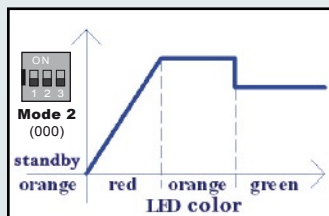
### SPECIFICATION

Model		HT-C-15-12					HT-C-7-24				
INPUT	Voltage range	90 ~ 264VAC									
	Frequency range	45 ~ 65Hz									
	Efficiency	>=85%									
	Power factor	1.0 (115VAC), or 0.9 (230VAC) at full load (±5%)									
	Input socket	IEC plug									
OUTPUT	<b>Mode Selection</b>	<b>Mode 1</b>	<b>Mode 2</b>	<b>Mode 3</b>	<b>Mode 4</b>	<b>Mode 5</b>	<b>Mode 1</b>	<b>Mode 2</b>	<b>Mode 3</b>	<b>Mode 4</b>	<b>Mode 5</b>
	Standby	14.7V, 1A	14.4V, 1A	14.4V, 1A	14.4V, 1A	15.3V, 1A	29.4V, 0.5A	28.8V, 0.5A	28.8V, 0.5A	28.8V, 0.5A	30.6V, 0.5A
	Bulk Stage	15.3V, 15A		14.4V, 1A		15.3V, 1A	30.6V, 7A				
	Absorption stage (I)	14.7V, 15A-0A	14.4V, 15A-0A	14.4V, 15A-0A	14.4V, 1A-0A	15.3V, 1A-0A	29.4V, 7A-0A	28.8V, 7A-0A	28.8V, 7A-0A	28.8V, 0.5A-0A	30.6V, 0.5A-0A
	Absorption stage (II)	/	/	15.3V, 1A max	/	/	/	/	30.6V, 0.5A max	/	/
	Float stage	13.8V, 1A max					27.6V, 0.5A max				
	Max. current output	15A					7A				
	Continuous current output	15A					7A				
	Recommended battery capacity	45 ~ 150Ah (12V)					30 ~ 90Ah (24V)				
	Leakage current from battery	<1mA									
Sleeping Mode Function		YES (1/3 current output only)									
PROTECTION	Over temperature	55°C±5°C									
	Input terminal reverse	By fuse									
	Overload	YES									
	Output short circuit	YES									
	Microprocessor check	YES									
ENVIRONMENT	WORKING TEMP.	-15°C ~ +45°C									
	WORKING HUMIDITY	20 ~ 90% RH non-condensing									
	STORAGE TEMP., HUMIDITY	-30°C ~ +70°C (-22°F ~ +158°F) , 10 ~ 95% RH									
	TEMP. COEFFICIENT	±0.05%/°C (0 ~ 50°C)									
SIZE	Dimension (L x W x H)	232 x 122 x 65mm									
	Weight	1.4kgs									

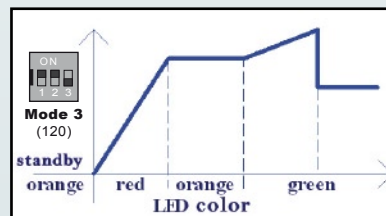
### Charging volt graph (0: OFF)



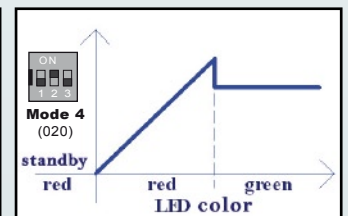
Mode 1: For lead storage battery.



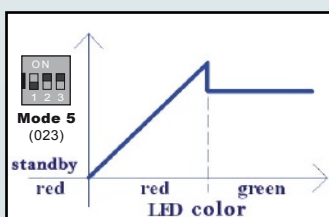
Mode 2: For gel battery.



Mode 3: Suitable for re-charging lead storage battery, which is in good condition battery and completely disconnected from the devices it runs.

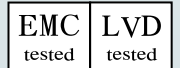
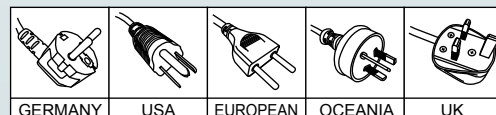


Mode 4: For recovery of sulfated (aging) gel battery.



Mode 5: For recovery of sulfated (aging) lead storage battery.



### Wire Type:





## Multistage Battery Charger

- DC Output +



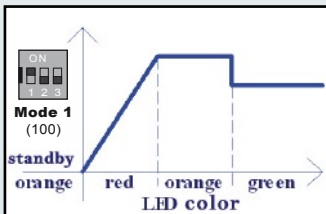
HT-C-25-12 ; HT-C-13-24

1. PFC function.
2. Sleeping mode function.
3. Wide input voltage range operation.
4. Battery Temperature sensor function.
5. Tri-LED color indicator for different charge stage.
6. Adjustable switch for different lead-acid battery types.
7. Prevent the battery overcharging, and extend the battery life.

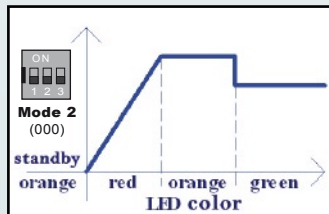
### SPECIFICATION

Model		HT-C-25-12					HT-C-13-24				
INPUT	Voltage range	90 ~ 264VAC									
	Frequency range	45 ~ 65Hz									
	Efficiency	>=85%									
	Power factor	1.0 (115VAC), or 1.0 (230VAC) at full load (±5%)									
	Input socket	IEC plug									
OUTPUT	<b>Mode Selection</b>	<b>Mode 1</b>	<b>Mode 2</b>	<b>Mode 3</b>	<b>Mode 4</b>	<b>Mode 5</b>	<b>Mode 1</b>	<b>Mode 2</b>	<b>Mode 3</b>	<b>Mode 4</b>	<b>Mode 5</b>
	Standby	14.7V, 2A	14.4V, 2A	14.4V, 2A	14.4V, 2A	15.3V, 2A	29.4V, 1A	28.8V, 1A	28.8V, 1A	28.8V, 1A	30.6V, 1A
	Bulk Stage	15.3V, 25A					30.6V, 13A				
	Absorption stage (I)	14.7V, 25A-0A	14.4V, 25A-0A	14.4V, 25A-0A	14.4V, 2A-0A	15.3V, 2A-0A	29.4V, 13A-0A	28.8V, 13A-0A	28.8V, 13A-0A	28.8V, 1A-0A	30.6V, 1A-0A
	Absorption stage (II)	/	/	15.3V, 2A max	/	/	/	/	30.6V, 1A max.	/	/
	Float stage	13.8V, 2A max					27.6V, 1A max				
	Max. current output	25A					13A				
	Continuous current output	25A					13A				
	Recommended battery capacity	75 ~ 250Ah (12V)					45 ~ 150Ah (24V)				
	Leakage current from battery	<1mA									
Sleeping Mode Function		YES (1/3 current output only)									
PROTECTION	Over temperature	55°C±5°C									
	Input terminal reverse	By fuse									
	Overload	YES									
	Output short circuit	YES									
	Microprocessor check	YES									
ENVIRONMENT	WORKING TEMP.	-15°C ~ +45°C									
	WORKING HUMIDITY	20 ~ 90% RH non-condensing									
	STORAGE TEMP., HUMIDITY	-30°C ~ +70°C (-22°F ~ +158°F) , 10 ~ 95% RH									
	TEMP. COEFFICIENT	±0.05%/°C (0 ~ 50°C)									
SIZE	Dimension (L x W x H)	250 x 142 x 70mm									
	Weight	2.1kgs									

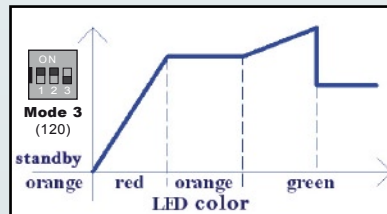
### Charging volt graph (0: OFF)



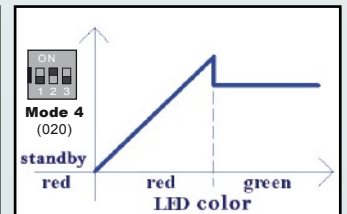
Mode 1: For lead storage battery.



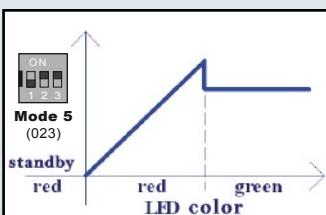
Mode 2: For gel battery.



Mode 3: Suitable for re-charging lead storage battery, which is in good condition battery and completely disconnected from the devices it runs.



Mode 4: For recovery of sulfated (aging) gel battery.



Mode 5: For recovery of sulfated (aging) lead storage battery.

### Wire Type:

